

Lynch School of Education
inTASC Publications

Boston College

Year 2003


USEiT Report 5: Teachers' Beliefs
About and Use of Technology:
Enhancing the Use of Technology for
New and Veteran Teachers

Michael Russell
Boston College,

Laura O'Dwyer
Boston College,

Damian Bebell
Boston College,

Kathleen O'Connor
Boston College,



USEIT

Use,
Support,
and
Effect
of
Instructional
Technology
Study

report five

Teachers' Beliefs About and Use of Technology:
Enhancing the Use of Technology for New and Veteran Teachers

Report 5

Teachers' Beliefs About and Use of Technology: Enhancing the Use of Technology for New and Veteran Teachers

Michael Russell, Damian Bebell, Laura O'Dwyer, & Kathleen O'Connor

Graphic Design: Thomas Hoffmann

Published by INTASC – July 2003

Preferred Citing:

Russell, M., Bebell, D., O'Dwyer, L., & O'Connor, K. (2003). *Teachers' beliefs about and use of technology: Enhancing the use of technology for new and veteran teachers*. Boston, MA: Boston College, Technology and Assessment Study Collaborative.


Available for download at http://www.intasc.org/PDF/useit_r5.pdf

Michael K. Russell, Project Director/Boston College

Copyright © 2003 Technology and Assessment Study Collaborative, Boston College

Supported under the Field Initiated Study Grant Program, PR/Award Number R305T010065, as administered by the Office of Educational Research and Improvement, U.S. Department of Education.

The findings and opinions expressed in this report do not reflect the positions or policies of the Office of Educational Research and Improvement, or the U.S. Department of Education.



Use, Support, and Effect of Instructional Technology Study

Report 5

Teachers' Beliefs About and Use of Technology: Enhancing the Use of Technology for New and Veteran Teachers

Over the past decade, expenditures on, access to, and use of computer-based technologies by teachers and students has increased sharply. Between 1995 and 2001, federal expenditures on educational technology increased from \$21 to \$729 million while the student to computer ratio has decreased from 9:1 to 4:1 nationally (Glennan & Melmed, 1996; Market Data Retrieval, 1999, 2001). In 2001, the U.S. Census Bureau's Current Population Survey reported that American children between ages 9-17 use computers more than any other reported subgroup of the American population (92.6%) (U.S. Census Bureau, 2002), while data from 1998 indicates that over 80% of teachers use computers at home or in their schools (Ravitz, Wong, & Becker, 1999).

Despite these large expenditures, this increased access, and nearly universal use by school-age children and their teachers, several observers have questioned the extent to which technology is impacting teaching and learning. For example, Stoll (1999) and Healy (1998) have criticized investments in educational technologies arguing that there is little evidence that they impact teaching and learning in a positive way and, in fact, asserted that computer use may be harming children and their learning. More recently, Cuban (2001) argued that computers have been oversold as a vehicle for reforming educational practices and are generally underused as an instructional tool by teachers at all levels of education. Specifically, Cuban argues that despite widespread use of computers by teachers outside of the classroom, instructional practices and school culture have not incorporated computer-based technologies into regular instructional practices. From Cuban's perspective, the problem is two-fold. First, teachers lack an understanding of how technology can be integrated into regular classroom instructional practices. This notion is supported by a 1999 U.S. Department of Education survey in which only one-third of teachers reported feeling either well-prepared or very well prepared to use computers and the Internet for classroom instruction (U.S. Department of Education, 2000). Second, school systems have not been restructured to fully support the integration of technology during instruction. As a result, computer-use during class time is often treated as a special event or an add-on to the traditional curriculum.

In response to the first problem, some observers have noted that as new teachers who have grown up in a technology-rich environment enter the profession, their comfort and skill with technology will lead to increased use of computers for instruction (U.S. Department of Education, 2000). However, the Milken Exchange on Education Technology and the International Society for Technology in Education portray a different picture and argue that "in general, teacher-training programs do not provide future teachers with the kinds of experiences necessary to prepare them to use technology effectively in their classrooms" (Milken Exchange on Education Technology, 1999, p. i). Specifically, these organizations believe that new teachers

must be exposed to ways of teaching with technology during formal teacher preparation programs. One recent federal government initiative to further prepare new teachers to use technology is the Preparing Tomorrow's Teachers to Use Technology (PT3) program. Since 1999, the PT3 program has invested \$337.5 million to help transform teacher preparation programs so that teachers can make more effective use of technology as an instructional tool (U.S. Department of Education, 2002).

Similarly, several observers have emphasized the need to provide in-service teachers with better preparation on how to integrate technology into their teaching practices. In a 2000 report, the U. S. Department of Education states that “teachers’ preparation and training to use education technology is a key factor to consider when examining their use of computers and the Internet for instructional purposes” (U.S. Department of Education, 2000, p. iii). In response to this need, the No Child Left Behind Act of 2001 (Public Law No: 107–110) requires recipients of technology grants to invest a minimum of 25 percent of the awarded funds in professional development related to instructional uses of technology.

Recognizing the importance of preparing pre-service and in-service teachers to use computer-based technologies, throughout this paper we employ data collected as part of the Use, Support, and Effect of Instructional Technology (USEIT) Study to explore three issues related to enhancing teachers’ ability to use technology in the classroom. These issues include a) identifying the ways in which teachers use technology for professional purposes; b) examining the relationships between teachers’ comfort with technology, beliefs about technology, and their professional uses of technology; and c) examining the extent to which teachers who have recently entered the teaching profession are comfortable with technology and use technology for professional purposes. Based on these findings, implications for pre-service and in-service teacher preparation will be explored. Before examining these issues, we provide a brief overview of the USEIT Study and the data used to examine these three issues.

The USEIT Study

Working with 22 school districts located throughout Massachusetts, the USEIT Study was designed to provide information to better understand how educational technologies are being used by teachers and students, what factors influence these uses, and how these uses affect student learning. The 3 year study began during the spring of 2001 and was divided into two phases. During the first phase (2001–2002 school year), information about district technology programs, teacher and student use of technology in and out of the classroom, and factors that influence these uses were collected through site visits, interviews, and surveys. In total, survey responses were obtained from 120 district-level administrators, 122 principals, 4,400 teachers, and 14,200 students. In addition, over 300 interviews with district and school leaders, technology support specialists, and library/media specialists were conducted. During the second phase (2002–2003 school year), case studies that focus on specific issues related to technology support and use are being conducted as well as research that focuses on the relationship between student use of technology and academic performance.

Specifically, across the 22 districts participating in the USEIT Study, all teachers in each of the schools were asked to complete the teacher survey. The analyses presented in this paper are based on survey responses from the K–12 mathematics, English/language arts, science, social studies, and elementary classroom teachers, yielding a total of 2,894 surveys. A brief summary of the descriptive characteristics of

this USEIT teacher sample (including the teachers' grade levels taught, subject areas taught, and the number of years taught at their schools and throughout their careers) follows.

In Table 1, both the number of years teachers have been at their current schools, as well as the number of years teachers have taught throughout their careers are reported. Table 1 shows first and foremost how willing the participating teachers were to share information on the survey, with less than 1 percent of the sample not responding. It is also clear from Table 1 that the USEIT teacher sample represents a range of experience. In Massachusetts, as across the nation, there has been much concern recently over the number of retirement-age teachers (Darling-Hammond, 1997). Thus, it is interesting to note that 45 percent of the sample has taught more than 15 years throughout their careers. Conversely, about 26 percent of teachers are relatively new to the field (5 years or less experience).

Table 1: Number of Years Teaching for Teachers in the USEIT Study

| | Number of Teachers | | | |
|--------------------|--------------------------------|-------|--------------------------------|-------|
| | Years taught throughout career | | Years taught at current school | |
| Less than 1 year | 125 | 4.3% | 455 | 15.7% |
| 1–2 years | 199 | 6.9% | 382 | 13.2% |
| 3–5 years | 438 | 15.1% | 559 | 19.3% |
| 6–10 years | 508 | 17.6% | 409 | 14.1% |
| 11–15 years | 283 | 9.8% | 255 | 8.8% |
| More than 15 years | 1319 | 45.6% | 816 | 28.2% |
| Missing responses | 22 | 0.8% | 18 | 0.6% |

Table 2 shows that the sample includes a broad range of teachers across grade levels, with Kindergarten through 12th grade each represented by at least 225 teachers.

Table 2: Grade Level Currently Being Taught by Teachers in the USEIT Study

| USEIT level | Grade level | Number of teachers |
|-------------|------------------------|--------------------|
| Lower | Kindergarten | 230 |
| | 1 st Grade | 306 |
| | 2 nd Grade | 315 |
| | 3 rd Grade | 333 |
| | 4 th Grade | 325 |
| Middle | 5 th Grade | 291 |
| | 6 th Grade | 262 |
| | 7 th Grade | 229 |
| Upper | 8 th Grade | 239 |
| | 9 th Grade | 473 |
| | 10 th Grade | 545 |
| | 11 th Grade | 584 |
| | 12 th Grade | 537 |

Note. The USEIT survey instrument allowed teachers to select all grades they were currently teaching, therefore teachers may be represented at more than one grade level with the total number of teachers in this table exceeding that of the total sample of teachers.

Recall that only data on K–12 mathematics, English/language arts, science, social studies, and self-contained elementary classroom teachers are used in the analyses presented below. Table 3 shows the subject areas currently being taught by the 2,894 teachers who comprise the USEIT sample. Specifically, Table 3 shows that the teacher sample is spread across the subject areas with no single area having fewer than 470 teachers.

Table 3: Subject Area Currently Being Taught by Teachers in the USEIT Study

| Subject/Class taught | Number of teachers |
|----------------------------------|--------------------|
| English/language arts | 664 |
| Math | 538 |
| Social Studies/Geography/History | 496 |
| Science | 472 |
| Self-contained elementary | 1279 |

Note. The USEIT survey instrument allowed teachers to select all subjects they were currently teaching, therefore teachers may be represented in more than one subject area with the total number of teachers in this table exceeding that of the total sample of teachers.

The USEIT Study was designed to focus on a broad range of issues related to teacher and student use of technology, and included several survey items and site-visit questions that focus specifically on the ways in which teachers are currently using technology and the factors that influence these uses. It is this subset of survey items and site-visit questions that provides insight into issues related to teacher preparedness (both pre-service and in-service) to use technology for instructional practices.

Defining Teacher Use

Over the past two decades, a substantial body of research has focused on teachers' use of computer-based technology. Across this body of research, what is meant by "technology use" varies widely. In some cases, technology use is specific to the use of computer-based technologies to deliver instruction. For example, a teacher may use graphical software on a computer connected to an LCD projector to demonstrate the principles of geometry to the class. In other cases, teachers require students to use technology to develop products or to facilitate learning. A teacher might ask students to use Microsoft PowerPoint™ to create a presentation or to use the Internet to conduct research. In still other cases, teacher technology use includes emailing, preparing lessons, and maintaining records, as well as personal use. Although several studies have focused on one specific use of technology, conversations about use of technology in schools often employ a more general or generic conception of teachers' technology use.

This problem was identified in the 1995 Office of Technology Assessment (OTA) report, *Teachers and Technology: Making the Connection*, which notes that previous efforts to examine teachers' use of technology employ various categorizations and definitions of what constitutes technology use in the classroom. For example, a 1992 International Association for the Evaluation of Educational Achievement (IEA) survey defined a "computer-using teacher" as someone who "sometimes" used computers with students. Two years later, Becker (1994) constructed a more complicated classification system to identify computer-using teachers. In his approach at least 90 percent of a teacher's students needed to be using a computer in the class in any way or amount in order for the teacher to be considered a computer-using teacher. Thus, the IEA defines teachers' use of technology in terms of their use of technology for instructional delivery while Becker defines use in terms of the use of technology by a teacher's students. Not surprisingly, using these two very different definitions of a "computer-using teacher" yielded very different results: The IEA reported that 75 percent of U.S. teachers could be classified as "computer-using teachers" while two years later Becker's criteria yielded about one third as many (approximately 25 percent) ([OTA], 1995). This confusion and inconsistency led the OTA to remark that "the percentage of teachers classified as computer-using teachers is quite variable and becomes smaller as definitions of use become more stringent" (1995, p. 103).

With so many different types of technology uses emerging, defining teacher technology use has become even more complex. For example, Windows/Graphic User Interface (GUI) operating systems has made many software programs easier to use while programs like Microsoft PowerPoint™, spreadsheets, and educational CD-ROMs have opened new avenues for technology use in the classroom. LCD projectors offer teachers an alternative for instructional delivery. Expansion of the Internet makes it possible for teachers to research and access lessons and resources while email has emerged as an effective tool for teachers to communicate with people in and out of school (Becker, 1999; Lerman, 1998). Advances in computer-based technologies have allowed teachers to use technology to support their teaching in an increasing variety of ways. Yet, among many school leaders and educational organizations, teachers' use of technology is often discussed as a generic and unidimensional practice.

In order to examine whether the many different technology uses reported by teachers are unidimensional, Bebell, Russell, and O'Dwyer (in press) performed a factor analysis of 44 USEIT teacher survey items, each of which focused on a specific use

of technology. In some cases, the survey items focused on teachers' use of a specific type of technology, such as using an LCD projector or email. Other items focused on specific ways in which teachers ask students to use technology such as for writing papers, conducting research, using spreadsheets, or for creating Web pages. In still other cases, items focused on teacher use of technology for specific purposes like creating quizzes and tests, preparing lessons, or accommodating lessons. If the individual specific uses together represent a single category of generic technology use, then it would be expected that the initial factor analysis would identify one major factor that united a substantial number of these items into a single construct. This turned out not to be the case.

Instead, analyses yielded six distinct factors (or categories) of teacher technology use. For each category, a separate measure of technology use was formed. These categories include the following:

1. Teacher Use of Technology for Preparation
2. Teacher Use of Technology for Delivery
3. Teacher-Directed Student Use of Technology
4. Teacher Use of Technology for Special Education and Accommodation
5. Teacher Use of Email
6. Teacher Use of Technology for Recording Grades

By identifying six separate categories of teacher technology use, we are not inferring that each individual category is unrelated to the other technology use categories. Indeed, as Table 4 indicates, there is a positive correlation between each of the six technology categories. These positive correlations suggest that teachers who use technology for one purpose are, on average, likely to use technology for other purposes. It is important to note that the majority of correlations are below 0.30 and the median correlation among these six categories is 0.26. This suggests that the relationships are generally weak and provides evidence that separate aspects of technology use are being measured.

Table 4: Correlation Among Categories of Teacher Technology Use

| | Accommodation | Delivery | Email | Preparation | Student Use | Grading |
|---------------|---------------|----------|-------|-------------|-------------|---------|
| Accommodation | 1.00 | | | | | |
| Delivery | 0.26 | 1.00 | | | | |
| Email | 0.26 | 0.25 | 1.00 | | | |
| Preparation | 0.27 | 0.26 | 0.35 | 1.00 | | |
| Student Use | 0.32 | 0.47 | 0.22 | 0.27 | 1.00 | |
| Grading | 0.11 | 0.17 | 0.15 | 0.24 | 0.07 | 1.00 |

To provide a sense of how frequently teachers employ each of these six categories of technology use, a mean scale score was calculated for each category of technology use. Since the items comprising the technology use measures all employed the same response options, the mean scale score was calculated by finding the mean response for the items comprising each measure (Bebell, Russell, & O'Dwyer, in press). As seen in Figure 1, teachers use technology for preparation and work-related emailing most often. In addition, teachers more often direct students to use technology than they use technology themselves to deliver instruction.

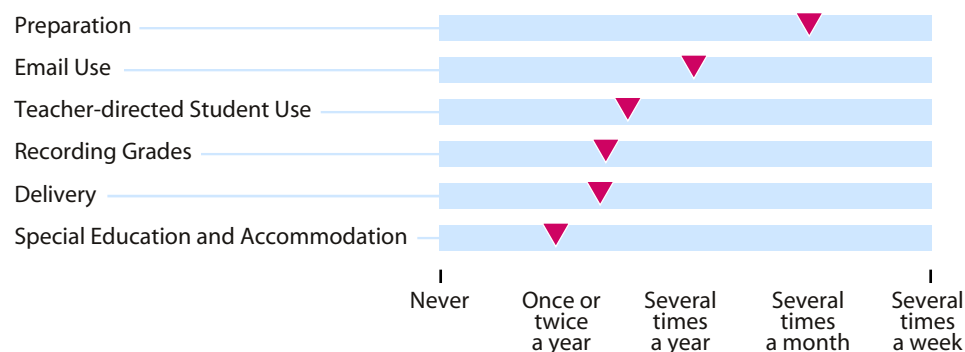


Figure 1: Frequency of teacher technology uses

The aim of examining teacher technology use in such detail is two-fold. First, when considering teacher use of technology, whether from the perspective of teacher preparation or research, it is important to recognize that there are many different types of technology use related to instruction. Clearly, teachers in the USEIT sample use technology regularly for preparation and email, but less frequently for instructional purposes in the classroom (either by the teacher or by the student). Thus, when attempting to examine technology use or to influence teachers' technology use, it is important to address each specific type of use rather than simply focusing on teachers' use of technology in general.

Second, the extent to which teachers use technology varies widely across the categories of use. Supporting Cuban's argument (2001), this data show that teachers' use technology in the classroom infrequently. Yet, a substantial amount of use occurs outside of the classroom, particularly for preparation and professional communication via email. Based on this pattern, it seems that the skills teachers have developed – whether through their own experiences, professional development, or pre-service training – may be leading to substantial use of technology outside of the classroom, but have had smaller effects on instructional uses in the classroom.

Beliefs About Technology and Use of Technology

To develop a better understanding of the variables that influence each category of technology use, Bebell, Russell, and O'Dwyer (in press) used regression techniques to identify those variables that combine to best predict each category of technology use. Briefly, a unique model was developed for each of the separate six categories of teacher technology uses. When developing these models, a large number of variables believed to influence use were initially employed to predict use. These predictors included variables such as grade level, number of years teaching, access to technology, availability of professional development, perceived need for professional development, pressure to use technology, the level of technology support available, pedagogical beliefs, comfort with technology, and beliefs about technology.²

Table 5 presents the standardized regression coefficients for the variables that combine to produce the best prediction model for each of four categories of teachers' technology use: Delivery, Email, Preparation, and Student Use. Grading and Accommodation will not be discussed here in part due to space constraints, but also because grading was influenced by school-level policies and accommodations were performed most frequently by Special Education teachers who were not included in

the current analyses. Across three of the four categories of use, teacher beliefs about the importance of technology for teaching was the strongest predictor of the frequency with which technology is used for a given purpose. Similarly, access to technology was an important predictor for all four uses. In addition, teacher beliefs about the importance of technology for shaping classroom instruction was also an important predictor for delivery and teacher-directed student use. Interestingly, confidence with technology was only a predictor for two categories of technology use: delivery and preparation.

Table 5: Predictor Models for Each Category of Technology Use

| | Use for Delivery | Student Use | Use for Preparation | Use for Email |
|---|------------------|-------------|---------------------|---------------|
| Adjusted R² | 0.177 | 0.24 | 0.18 | 0.17 |
| Importance of Technology for Teaching | 0.27 (.03) | 0.26 (.02) | 0.24 (.02) | 0.20 (.02) |
| Access | 0.16 (.01) | 0.24 (.01) | 0.12 (.01) | 0.17 (.01) |
| Confidence | 0.07 (.03) | | 0.15 (.03) | |
| Importance of Technology to Shape Classroom Use | 0.12 (.03) | 0.21 (.02) | | |
| Years Teaching | | 0.09 (.01) | | |
| Perceived Need for Professional Development | | | -0.08 (.02) | -0.15 (.02) |
| Success of District's Technology Program | | | | 0.15 (.02) |

Note. Standard Errors are reported in parentheses ().

In terms of the predictor variables that appear to influence the four categories of teachers' use of technology, beliefs about technology are consistently and strongly related with use. Clearly, confidence with technology is a variable that also influences some categories of use, but its influence appears much smaller than that of beliefs. Belief about the importance of technology for teaching is the strongest predictor of delivery in the classroom and teacher-directed student use.

Assuming this pattern holds for teachers not included in the USEIT Study, a key step in increasing teachers' uses of technology may be changing their beliefs about the importance of technology. In both pre-service preparation and professional development, perhaps efforts to change beliefs about technology before asking teachers to use the technology may result in higher levels of use.

To provide a sense of how exposure to a specific technology can have a positive impact on beliefs about the value of those technologies, a series of items asked teachers about the extent to which they valued specific types of technologies. Teachers were also asked whether they currently have access to each of these technologies. For each technology, teachers were placed into one of two groups, those that have the technology and those that do not. The extent to which teachers valued each technology was then compared between the two groups. Figure 2 presents the results of this comparison.

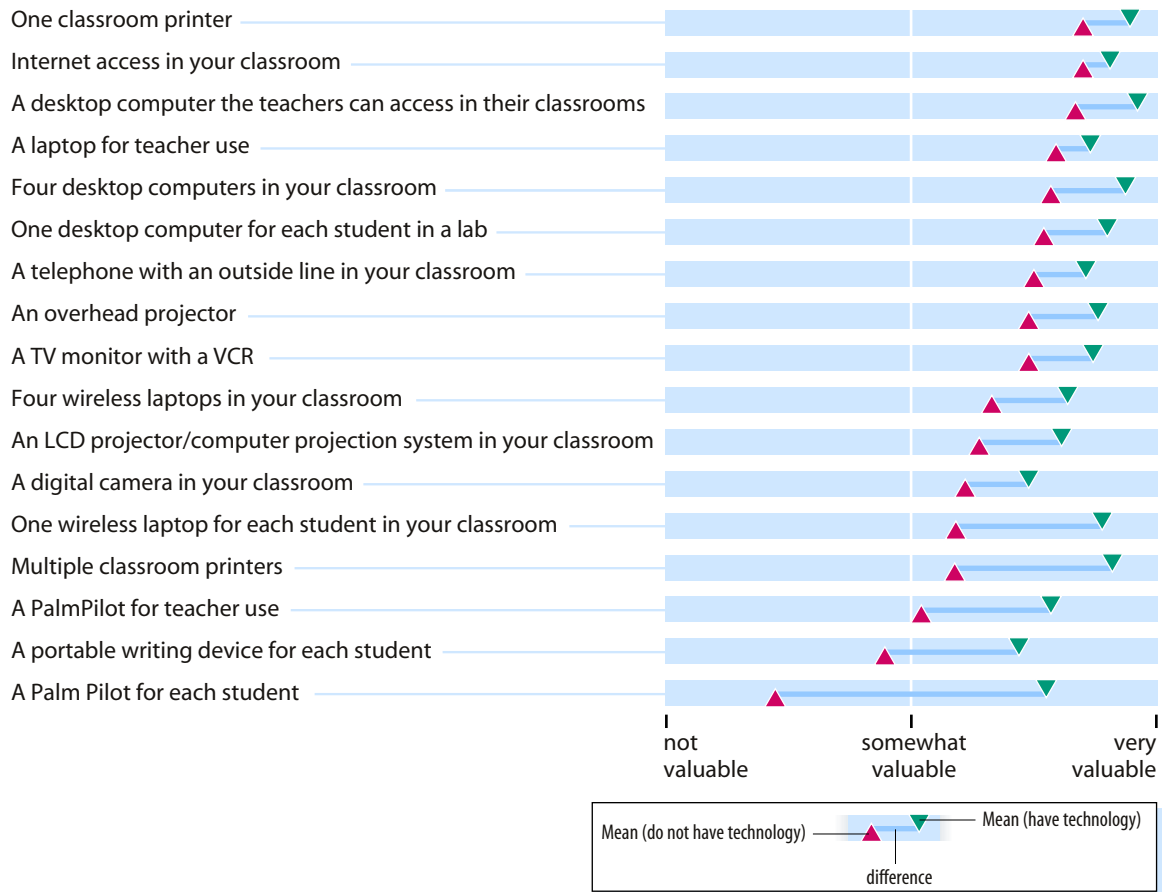


Figure 2: Comparison of teacher values of various technologies or technology scenarios

As seen in Figure 2, for every technology tool or scenario, teachers who actually have access to a specific technology more strongly value that technology than do teachers who do not have access. Interestingly, the difference in values is largest for newer technologies, such as Palm Pilots, wireless laptops, and portable writing devices, and for technologies given directly to students. As one example, on average, teachers who have a portable writing device for each student believe this is much more valuable as compared to teachers who do not have one of these devices for each of their students. This pattern suggests that teachers' beliefs about the value of a technology increases as they gain exposure to particular technologies, particularly for newer technologies and when technology is used directly by students. If this finding generalizes beyond the USEIT sample, it suggests that teacher training and professional development programs may be able to shift teachers' beliefs about the value of specific technologies by providing them with opportunities to actually work with these technologies. This pattern also suggests that attempts to target resource acquisition or professional development to teachers' needs by querying teachers about their needs may underestimate the perceived value of new technologies or technologies placed directly in the hands of students.

Together, the relationship between beliefs and use and the relationship between exposure and beliefs suggest that shifting teacher beliefs by exposing them to uses of technologies should be an important component of teacher training programs that aim to enhance instructional uses of technology.

New Teachers and Uses of Technology

As mentioned earlier, the report by the U.S. Department of Education (2000) suggests that some observers believe that the comfort and basic computer skills new teachers develop while growing up will help transform their instructional practices as teachers. To examine the extent to which this assumption holds, teachers responding to the USEIT teacher survey were categorized into one of three groups according to their number of years teaching. Group A includes teachers who have taught for 1-5 years, Group B includes teachers who have taught for 6-15 years, and Group C includes teachers who have taught for more than 15 years.

As described in greater detail in Russell, Bebell, and O'Dwyer (in press), several survey items were combined through factor analyses to form individual scales that measure teachers' responses on the following dimensions:

- Confidence with technology
(Confidence)
- Beliefs about the positive impact of technology on students
(Positive Impact)
- Beliefs about the negative impact of technology on students
(Negative Impact)
- Beliefs about teacher-directed instructional practices
(Teacher-Directed)
- Beliefs about student-centered instructional practices
(Student-Centered)

Once again, four categories of teacher use of technology are examined: teacher use of technology for delivery (Delivery), teacher use of email (Email), teacher use of technology for preparation (Preparation), and teacher-directed student use of technology (Student Use).

For each of the belief and use scales, the factor scores were standardized to have a mean of zero and a standard deviation of one. For all variables, a higher scale value represents stronger levels of confidence, belief, and use. Group means were calculated for each measure and an analysis of variance was conducted to test whether mean scale scores differed among the three groups of teachers. Since multiple comparisons are made, the Dunn approach to multiple comparisons was used to adjust the alpha level such that a simple .01 level for a single comparison becomes .001 for nine comparisons (Glass, 1984). We use this alpha level in discussing the statistical significance of each analysis of variance. For each analysis of variance, the Dunn method was also used to adjust the alpha level for the three planned groups comparisons for each variable.

As seen in Table 6, teachers with 5 or less years experience are significantly more confident using technology than are teachers who entered the profession 6–15 years ago or more than 15 years ago. Similarly, teachers who entered the profession 6–15 years ago are also significantly more confident with technology than are teachers who entered more than 15 years ago. Thus, with respect to teachers' confidence working with technology, the USEIT survey data provide evidence that newer teachers are more confident than teachers who have been in the profession for 6 or more years.

Table 6: Confidence Using Technology and Beliefs About the Impacts of Technology on Students

| | Confidence ¹ | | Positive Impacts | | Negative Impacts ¹ | |
|---------------------|-------------------------|----------|------------------|----------|-------------------------------|----------|
| | Mean | St. Dev. | Mean | St. Dev. | Mean | St. Dev. |
| 1–5 yrs (A) | 0.37 | 0.99 | 0.01 | 0.95 | 0.21 | 1.01 |
| 6–15 yrs (B) | 0.15* | 0.96 | -0.06 | 0.99 | -0.01* | 0.99 |
| +15 yrs (C) | -0.18†‡ | 0.97 | 0.03 | 1.03 | -0.11† | 0.98 |

¹ Indicates ANOVA was statistically significant at the .01 level.

* Indicates a significant difference at the .01 level between Group A and Group B.

† Indicates a significant difference at the .01 level between Group A and Group C.

‡ Indicates a significant difference at the .01 level between Group B and Group C.

Interestingly, beliefs about positive impacts of technology on student learning do not differ among the teachers who are new to the profession and those who have been teaching for 6 or more years. Even more surprising, new teachers have significantly stronger beliefs about the negative impacts of technology on student learning. That is, new teachers are more likely to believe that use of technology harms specific aspects of student learning. These negative impacts include technology making students more lazy, decreasing research skills, and decreasing the quality of student writing. This pattern appears to be counter-intuitive since it is these newer teachers who have grown up with technology, are confident working with technology, yet believe more strongly that the use of technology can have negative impacts on student learning. One might speculate that since these teachers used technology as students, it is their past experiences learning with technology that have instilled these more negative beliefs. However, a survey of fourth, eighth, and eleventh grade students conducted as part of the USEIT study indicates that today's students have strong beliefs about the positive, rather than negative, effects of technology on their learning (Russell, O'Brien, Bebell, & O'Dwyer, 2003). Unless the ways in which students use technology has changed since these teachers were in school, it is likely that some other experiences are instilling these negative beliefs. In light of the significant investments made in educational technology over the past decade and efforts to better prepare teachers to use technology made since 1998, it is particularly puzzling that these new teachers are developing significantly more negative beliefs about the impacts of technology as compared to more experienced teachers.

Through the analysis of a national survey of teachers conducted in 1998, Becker and his colleagues identified teachers' pedagogical beliefs as an important variable that influences teachers' use of technology in the classroom (Ravitz, Becker, & Wong, 2000). Specifically, they found that teachers with constructivist beliefs were more likely to use technology in the classroom than were teachers with more traditional pedagogical beliefs. Given this relationship, the USEIT survey data were used to examine differences in pedagogical beliefs based on the length of time a teacher has been in the profession. Specifically, the three groups were compared on two variables, one that measures the extent to which they agreed with teacher-directed pedagogical practices and one that measures the extent to which they agreed with student-centered pedagogical practices. As seen in Table 7, there are significant differences among the three groups for both types of pedagogical beliefs. With respect to teacher-directed beliefs, teachers who have entered the profession most recently and teachers who entered the profession more than 15 years ago have stronger teacher-directed beliefs than do

teachers who have been in the profession for 6–15 years. That is, both newer and well-tenured teachers agree more strongly with teacher-directed practices as compared to teachers who have been teaching for 6–15 years.

The pattern differs, however, for student-centered beliefs, with both new teachers and teachers who have been teaching for 6–15 years agreeing more strongly with student-centered practices as compared to more veteran teachers. Given the emphasis placed on student-centered pedagogy in many pre-service teacher preparation programs, it is interesting that new teachers have similar beliefs about student-centered practices as compared to teachers who have been in the profession for 6–15 years, yet have stronger beliefs about teacher-directed practices. While we do not have any data that provides insight into this pattern, it may reflect the combined effect of emphasis placed on student-centered practices by teacher preparation programs and past experiences as students in classrooms that employed teacher-directed practices.

Table 7: Pedagogical Beliefs About Teacher-Directed and Student-Centered Instructional Practices

| | Teacher-Directed ¹ | | Student-Centered | |
|---------------------|-------------------------------|----------|--------------------|----------|
| | Mean | St. Dev. | Mean | St. Dev. |
| 1–5 yrs (A) | .04 | .99 | .07 | .98 |
| 6–15 yrs (B) | -.19* | .95 | .13 | .97 |
| +15 yrs (C) | .04 [‡] | 1.01 | -.08 ^{†‡} | 1.01 |

¹ Indicates ANOVA was statistically significant at the .01 level.

* Indicates a significant difference at the .01 level between Group A and Group B.

† Indicates a significant difference at the .01 level between Group A and Group C.

‡ Indicates a significant difference at the .01 level between Group B and Group C.

Table 8 presents comparisons among the three groups of teachers across four categories of technology use; preparation, communication via email, delivery of instruction, and teacher-directed student use. The results show that newer teachers communicate via email significantly more than teachers who have been in the profession for more than 15 years. As some observers had predicted, teachers who have entered the profession during the past 5 years use technology significantly more for preparation than teachers who have taught for 15 or more years, but when it comes to technology use during instruction, new teachers require students to use technology during class time significantly less than teachers who have taught for 6 or more years. Interestingly, there are no significant differences among the three groups in terms of technology use to deliver instruction.

Table 8: Technology Use for Preparation, Communication via Email, Delivery of Instruction, and Teacher-Directed Student Use of Technology

| | Preparation Use ¹ | | Email Use ¹ | | Delivery Use | | Teacher-Directed Student Use ¹ | |
|---------------------|------------------------------|----------|------------------------|----------|--------------|----------|---|----------|
| | Mean | St. Dev. | Mean | St. Dev. | Mean | St. Dev. | Mean | St. Dev. |
| 1–5 yrs (A) | .30 | .80 | .05 | 1.02 | -.07 | .99 | -.12 | .96 |
| 6–15 yrs (B) | .21* | .87 | .15 | 1.02 | .03 | .99 | .03* | .97 |
| +15 yrs (C) | -.22 ^{††} | 1.07 | -.08 ^{††} | .98 | .01 | .99 | .05 [†] | 1.03 |

¹ Indicates ANOVA was statistically significant at the .01 level.

* Indicates a significant difference at the .01 level between Group A and Group B.

† Indicates a significant difference at the .01 level between Group A and Group C.

‡ Indicates a significant difference at the .01 level between Group B and Group C.

In summary, teachers who have entered the profession during the past five years are significantly more confident with technology, use it more for professional purposes outside of the classroom, but require their students to use technology significantly less than more experienced teachers. Interestingly, the beliefs of new teachers regarding technology and pedagogy appear more similar to teachers who have been teaching for more than 15 years than they do to teachers who have taught for 6-15 years. Finally, the new teachers have stronger beliefs about the negative impacts of computers on students than teachers who have been teaching for more than five years. Thus, while new teachers are more comfortable with computers and use them more outside of the classroom, the assumption that this higher level of comfort translates to increased instructional use in the classroom does not hold.

Discussion

Over the past decade, schools have invested heavily in acquiring computer-based technologies. As critics and proponents of educational technology have noted, the potential educational benefits of this investment cannot be realized unless teachers are prepared to use computers for instructional purposes. Although the USEIT Study was not designed to examine research questions focused on teacher preparation, the teacher survey, interview, and site-visit data collected as part of this study provide valuable insight into some of the issues related to preparing pre-service and in-service teachers to use technology. First, the findings of the USEIT teacher analysis suggest that teacher technology use is a multi-faceted and complex behavior. For this reason, it is important to conceive of technology use in terms of specific and unique categories of use rather than a single, generic dimension. The findings highlight the importance of clearly articulating these specific types of technology use in which teachers engage. These categories include uses of technology to deliver instruction, to prepare for instruction, to accommodate instruction, to communicate with others in and out of the school, and to direct students to use technology for specific instructional purposes. As educational technology use in and out of the classroom increases, so must our ability to clearly differentiate amongst the ways teachers can use technology. Pre-service and in-service teacher education programs may be encouraged to expose teachers to each of the six teacher technology use categories—emphasizing the different uses, available applications, possibilities, and practices for utilizing diverse technologies to support and enhance various aspects of teaching and learning.

With such a wide variety of technology applications available, it seems prudent to focus teacher preparation on specific types of uses rather than on familiarizing them with technology in general. Interestingly, this practice also applies to principals and district administrators. Through interviews with principals and district leaders, it became clear that the vast majority of school leaders do not have a good sense of the many ways in which teachers are using technology and how to evaluate these uses of technology. As an example, when asked what criteria they would apply when evaluating teachers' use of technology for instructional purposes, less than 8% of principals interviewed were able to respond with specific criteria. Clearly, teacher and school-leadership training programs, whether they be pre-service or in-service, would benefit from a more nuanced approach to preparing educators to use technology in and out of the classroom for professional purposes.

Second, analysis of the teacher survey data reiterates the importance of teachers' beliefs and attitudes as important predictors of nearly all types of technology uses (Ravitz, Wong, & Becker, 1999). Specifically, the present analyses suggest that teachers' attitudes and beliefs towards technology are of great importance to their decisions to adopt and frequently use technology in the classroom. Quite simply, changing teachers' use of technology requires changing their beliefs about technology. Not surprisingly, the analyses suggest that one way to strengthen beliefs is to provide opportunities for teachers to acquire familiarity with technology. This may be particularly true during pre-service training when teachers can be exposed to a wide variety of technologies and ways to use these technologies to support instructional goals, specifically addressing the use of technology in the classroom for instructional delivery and teacher-directed student use of technology.

Thus, teacher preparation may be enhanced by creating opportunities for teachers in training to see and experience the positive effects of technology on teaching and learning. We feel it is of great importance to supplement efforts to teach the mechanics of technology with exposing teachers to examples of technology integrated into the curriculum and classroom. To this end, classrooms in which technology is being used effectively for instructional purposes, either as a delivery tool by the teacher or as a learning tool by the students, need to be identified and the practices shared with other teachers. That is, in addition to focusing on how to use a specific technology to create products, such as Web pages or PowerPoint presentations, efforts to model how these products can be used to support instructional objectives may result in stronger beliefs about the value of technology for teaching and learning. In turn, these stronger beliefs are more likely to translate into more frequent use of technology once a pre-service teacher enters the profession.

Third, as some observers have predicted, there are important differences between the comfort level, beliefs, and practices with technology between new and more veteran teachers. However, the differences found in the USEIT sample are not always consistent with the predictions. It is clear that most of the current generation of teachers have been exposed more to technology than their predecessors. This exposure results in higher confidence levels with technology, but does not translate into higher levels of use of technology in the classroom. The assumption that technology use in classrooms will increase simply because a teacher grew up in a technology-rich world appears false.

While teachers who have recently entered the profession report more confidence using computers, their beliefs about the negative effects of computers on students are

stronger than teachers who have been in the profession for 6 or more years. And, although the newer teachers use technology more outside of the classroom for preparation and communication, they direct their students to use technology in the classroom significantly less than do more experienced teachers. New teachers may be more comfortable with the technology itself but they require further training on the value and uses of technology as an instructional tool. This finding was reaffirmed by numerous principals and district-level school administrators during site-visit interviews.

During these interviews, conducted as part of the USEIT study, principals identified two issues that impede the use of technology for instruction in the classroom during the first few years of a teacher's career. First, although newer teachers are generally familiar with and comfortable working with technology, they have not been exposed to applications of technology in the classroom. In most cases, the schools which these teachers attended as K–12 students were not yet equipped with a substantial amount of technology or the technology was not regularly integrated into the curriculum by their teachers. Thus, their models of teaching based on their own experiences as students do not include the integration of technology into instruction. In addition, these teachers have more recently completed teacher education programs, many of which focus on how to use technology rather than on how to teach with and integrate technology into everyday teaching. This focus on familiarizing pre-service teachers with specific technologies, rather than on how to integrate these technologies into instruction, may further add to their comfort with technology, but does not present them with instructional models that they can emulate once they enter the profession.

Second, principals suggested that since the first few years of teaching are so challenging – with teachers having to develop behavior management techniques, become familiar with the curriculum, adapt to the school culture, and become familiar with assessment systems – they do not have time to explore ways to integrate the technology available to them. It is theorized that only after teachers have become comfortable with the curriculum, school, and other aspects of teaching that they have the time and energy to invest in exploring ways to use technology in their classrooms.

Without question, the large influx of new teachers projected to occur over the next 10 years offers a unique opportunity to shape our nation's educational system. This notion is especially promising for the transformation of our classrooms into the 21st century technology-enriched learning centers envisioned by educational theorists, policy makers, and school leaders (Papert, 1992; 1996; Lemke & Coughlin, 1998). Indeed, the current generation of teachers entering the field is more comfortable and confident with technology than any generation before. This confidence, however, is not enough to reform education. Teachers entering the profession need to develop positive beliefs about technology and develop skills to use technology in a wide variety of ways. Based on the data presented, one approach to preparing teachers to teach with technology is to move away from focusing on teaching technology and instead focus on teaching with technology – rather than introducing technology as an available yet peripheral tool, emphasizing technology as an integral tool with diverse uses and inherent potential to enhance teaching and learning beyond what the traditional methods allow. Through interviews with principals, it is apparent that teachers and school leaders would benefit from exposure to new models of teaching which capitalize on specific instructional uses of technology. The extent to which these uses can be linked to positive effects on students and their learning will likely bolster positive beliefs about the impacts of technology use. While it may not be possible to pair every pre-service teacher with an experienced and sophisticated technology-using teacher,

efforts to bring the practices employed by these teachers into the vision of teaching pre-service teachers has potential to enhance beliefs about and increase instructional uses of technology.

Endnotes

- ¹ Supported under the Field Initiated Study Grant Program, PR/Award Number R305T010065, as administered by the Office of Educational Research and Improvement, U.S. Department of Education
- ² For a full description of these variables, see Russell, Bebell, and O'Dwyer (in press). For a full description of the methods used to develop the regression models, see Bebell, Russell, and O'Dwyer (in press).

References

- Bebell, D., Russell, M. & O'Dwyer, L. (in press). Understanding and Measuring Teacher Technology Use. Technology and Assessment Study Collaborative. Boston College.
- Becker, H. (1994). *Analysis and trends of school use of new information technologies*. Washington, DC: Office of Technology Assessment.
- Becker, H. (1999). *Internet use by teachers: Conditions of professional use and teacher-directed student use*. Irvine, CA: Center for Research on Information Technology and Organizations.
- Cuban, L. (2001). *Oversold & underused: Computers in the classroom*. Cambridge, MA: Harvard University Press.
- Darling-Hammond, L. (1997). *Doing what matters most: Investing in quality teaching*. New York, NY: National Commission on Teaching and America's Future.
- Glass, G.V., & Hopkins, K.D. (1984). *Statistical methods in education and psychology*. Boston: Allyn and Bacon.
- Glennan, T. K., & Melmed, A. (1996). *Fostering the use of educational technology: Elements of a national strategy*. Santa Monica, CA: RAND.
- Healy, J. M. (1998). *Failure to Connect: How Computers Affect Our Children's Minds—For Better and Worse*. New York, Simon & Schuster.
- International Society for Technology in Education (ISTE). (2000b). *National educational technology standards for teachers*. Washington, DC: U. S. Department of Education/ISTE.
- Lemke, C., & Coughlin, E. (1998). *Technology in American schools: Seven dimensions for gauging progress*. Santa Monica, CA: Milken-Exchange on Technology/Milken Family Foundation.
- Lerman, J. (1998). *You've got mail: 10 nifty ways teachers can use e-mail to extend kids' learning*. Retrieved January 10, 2003 from <http://www.electronic-school.com/0398f5.html>
- Market Data Retrieval. (1999). *Technology in Education 1999*. Shelton, CT: Author.
- Market Data Retrieval. (2001). *Technology in Education 2001*. Shelton, CT: Author.
- Milken Exchange on Education Technology. (1999). *Will new teachers be prepared to teach in a digital age? A National Survey on Information Technology in Teacher Education*. Santa Monica, CA: Author. Retrieved March 28, 2003 from <http://www.mff.org/publications>.
- Office of Technology Assessment. (1995). *Teachers and technology: Making the connection*, OTA-EHR-616. Washington, DC: U.S. Government Printing Office.
- Papert, S (1992). *The children's machine*. New York, NY: Harper Collins.
- Papert, S. (1996). *The connected family: Building the digital generation gap*. Atlanta, GA: Longstreet Press.
- Ravitz, J., Becker, H., & Wong, Y. (2000). *Constructivist-compatible beliefs and practices among U.S. teachers*. Irvine, CA: Center for Research on Information Technology and Organizations.
- Ravitz, J., Wong, Y., & Becker, H. (1999). *Report to participants*. Irvine, CA: Center for Research on Information Technology and Organizations. Retrieved April 7, 2002 from http://www.crito.uci.edu/tlc/findings/special_report/index.htm.
- Russell, M, Bebell, D., & O'Dwyer, L. (2003a). *An overview of the USEIT study and the participating districts*. Boston, MA: Technology and Assessment Study Collaborative, Boston College.

- Russell, M., Bebell, D., & O'Dwyer, L. (in press). *The USEIT Study Technical Report*. Boston, MA: Technology and Assessment Study Collaborative, Boston College.
- Stoll, C. (1999). *High-Tech Heretic*. New York, NY: Random House.
- U.S. Census Bureau. (2002). *A Nation On-Line: How Americans are Expanding Their Use of the Internet*. Washington, DC: Author.
- U.S. Department of Education. (2002). *Preparing Tomorrow's Teachers to Use Technology (PT3)*. Retrieved March 27, 2002 from <http://www.ed.gov/teachtech/>
- U.S. Department of Education, National Center for Education Statistics. (2000). *Teachers' tools for the 21st Century. A report on teachers' use of technology*. Washington, DC: Author. Retrieved January 10, 2003 from, <http://nces.ed.gov/spider/webspider/2000102.shtml>. (Eric Document Reproduction Service No. ED444599).



inTASC is a not-for-profit research group that works collaboratively with schools, educational agencies and businesses to conduct research and development on a variety of issues related to technology and assessment. inTASC brings together researchers who have examined several aspects of technology and assessment in schools over the past decade to focus on new questions and issues that arise from the field. inTASC is unique in that it does not develop research studies and then seek schools to participate in research activities. Instead, schools, educational agencies, and business approach inTASC with their own ideas and/or questions that require systematic research to address. Research conducted by inTASC is developed, conducted, and often disseminated in collaboration with our educational and business partners.

inTASC believes that advances in educational technology and continuously emerging applications of those technologies coupled with growing demands to document impacts on teaching and learning requires a dual focus on instructional uses of technology and applications of technology to new forms of assessment. For this reason, inTASC collaborates on research that focuses on instructional uses of technology and on applications of computer-based technologies to the technology of testing and assessment. It is our hope that this dual focus will enable us to provide research-based information to schools and educational leaders about the impacts of educational technology and produce new forms of assessment that capitalize on the powers of computer-based technologies and are more sensitive to the types of learning impacted by educational technologies.



Use, Support, and Effect of Instructional Technology Study

www.intasc.org